



# STAFF NURSE

## NATIONAL RURAL HEALTH MISSION

DEPARTMENT OF MEDICAL, HEALTH & FAMILY  
WELFARE RAJASTHAN

**VOLUME – 2**

MICROBIOLOGY, FUNDAMENTAL  
OF NURSING & NUTRITION



## CONTENT

### MICROBIOLOGY

1. <b>Bacteria</b>	1-6
2. <b>Sterilization</b>	7-12
3. <b>Immunity</b>	13-15
4. <b>National Immunization Schedule</b>	16-17
5. <b>Stoning Procedure</b>	18-20

### FUNDAMENTAL OF NURSING

1. <b>Introduction</b>	21
2. <b>Acid – Base Balance</b>	22
3. <b>ABG Analysis</b>	34-37
4. <b>Enema</b>	38-48
5. <b>Vital Sign</b>	
➤ <b>Temperature</b>	49-50
➤ <b>Thermogenesis/lysis</b>	50-52
➤ <b>Fever</b>	60-64
➤ <b>Pulse</b>	65-70
➤ <b>Respiration</b>	71-74
➤ <b>Blood Pressure</b>	75-79
➤ <b>Pain</b>	80-81
6. <b>Nursing Process</b>	82-89

<b>7. Health Assessment</b>	90-96
<b>8. Drug Administer</b>	97-99
<b>9. Drug Calculation</b>	103-108
<b>10. Injection</b>	108-112
<b>11. Rights</b>	113-114
<b>12. Positions</b>	114-123
<b>13. Cardio – Pulmonary Resuscitation (CPR)</b>	124-129
<b>14. Foreign Body Airway Obstruction</b>	130
<b>15. Bio – Medical Waste Management (BMWM)</b>	131-135
<b>16. Antidotes</b>	136-138
<b>17. IV Therapy</b>	139-143
<b>18. Cannula IV</b>	143-150
<b>19. Hot &amp; Cold Application</b>	150-156
<b>20. Sitz Bath</b>	157-159
<b>21. Medical – Surgical Asepsis</b>	159-162
<b>22. Sterilization</b>	164-169

## NUTRITION

1. <b>Introduction</b>	170-171
2. <b>Carbohydrates</b>	172-175
3. <b>Proteins</b>	176-181
4. <b>Lipids</b>	182-183
5. <b>Fatty Acids</b>	184-187
6. <b>Vitamins</b>	188-210
7. <b>Minerals</b>	211

# Microbiology

Father of Bacteriology → Robert Koch



He also discovered → Tuberculosis Bacteria &  
Vibro cholerae

It also gave Koch phenomenon that was an expression of Hypersensitivity reaction of tuberculosis Bacteria.

He suggested a criteria before Blaming to Organism for disease. This criteria was K/As Koch postulate

Bacteria ⇒ They are prokaryotes, unicellular  
⇒ They have both DNA & RNA  
⇒ They don't possess Chlorophylls  
⇒ They are capable to possess normal life process like growth, metabolism and Reproduction

\* Bacteria was classified under third kingdom K/As protista (By Haeckel)

- (1) prokaryotes
- (2) Eukaryotes

## Difference

	features	prokaryotes	Eukaryotes
(A)	<u>Nucleus</u>		
(1)	Nuclear Membrane	Absent	present
(2)	Miotic Division	Absent	present
(3)	DNA	Circular	Linear
(4)	Histone	Absent	present
(5)	cytoplasm	Absent	present
(6)	Cytoplasmic Streaming	Absent	present
(7)	Mitochondria	Absent	present
(8)	Lysosomes	Absent	present
(9)	Golgi apparatus	Absent	present
(10)	Endoplasmic Reticulum	Absent	present
(11)	Centrioles	Absent	present
(12)	Ribosomes	present	present
(B)	<u>Chemical Composition</u>		
(1)	Sterol	Absent	present
(2)	Muramic Acid	present	Absent
(C)	<u>Miscellaneous</u>		
(1)	Flagella	Absent	present
(2)	pilli	present	Absent

## Classification of Bacteria

on the basis of morphology

### (1) Cocci



\* Spherical shape

(a) III

\* Cluster arrangement  
(like bunch of grapes)

eg - Staphylococci

\* Chain-Arrangement

eg - Streptococci

\* pair Arrangement

Eg - Diplococci

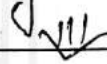
\* Tetrad Arrangement

\* Sarcina - group of eight

### (2) Bacilli



\* Rod cylindrical shape



\* Cocco Bacilli → Same in length and width eg - Brucella

\* Chinese Letter arrangement  
eg - Corynebacterium

\* Coma shape → eg - Vibrio cholerae

\* Actinomycetes → Resembles as radiating sun rays

\* Spirochetes → Spiro means spiral

Cheats means hair like

\* Mycoplasma



They don't have stable structure  
they don't have rigid cell wall  
they are flexible.

## Bacterial Anatomy

↓ ↓ ↓  
Bacteria is unicellular, it is made up of following structure.

### (1) Capsule →

It is gelatinous secretion of Bacteria that make a protecting covering of Bacteria.

It is not necessary that every bacteria has capsule. ~~many~~ many of bacteria are non-capsulated.

Usually the capsulated Bacteria are non-motile.

### (2) Cell-wall ⇒ It is porous elastic membrane that is highly permeable to the solute.

Thickness ⇒ 10-20 μm

### (3) Functions ⇒

- (1) provides shape to bacteria
- (2) provides rigidity to bacteria
- (3) provides support to bacteria
- (4) Helps in division in bacteria
- (5) Helps in adhesion to the Complement

### (3) Cytoplasmic membrane ⇒

It is thin elastic



membrane that is semipermeable. It lies just beneath the cell wall.

It separates the cytoplasm to cell wall.

Chemically it is made up of phospholipids & proteins.

Functions → (1) Active & passive transportation  
(2) Synthesis of cell wall  
(3) Provide mechanical strength to bacteria  
(4) Helpful in DNA replication

(4) Cytoplasm →

It is a suspension of organic and inorganic solutes in a watery solution.

It has the following structure

Ribosomes → These are granules distributed in whole cytoplasm

Responsible for → protein synthesis.

Mesosomes → Multi-laminated vacuoles found in the cytoplasm

Polysomes → These are groups/bundles of ribosomes joined together by strand DNA.

Nucleus → It is a coiled and filamentous structure of DNA. It has no nuclear membrane.

## (5) Flagella

They are thick long filamentous appendages arises from cytoplasmic membrane.

There are 2 parts of flagella

- (1) Basal Body
- (2) A Hook

Flagella is active in only motile Bacteria  
It is non-function in non-motile

Function → They are organ of motility.

Arrangement of Flagella



- (1) Monotrichaete → one flagella at one end
- (2) Apitrichaete → one flagella at both end
- (3) Lophotrichaete → A tuft of flagella one side of Bacteria

pilli (fimbria) → Thin hair like appendages projected from cell wall



- Function →
- (1) Organ Adhesion
  - (2) Haemagglutination

## Sterilization (Disinfection)

It is a process by which an instrument is freed from micro-organism [Both pathogenic and non pathogenic]

Disinfection → It is process of destruction of micro-organism which capable to rise infection.

Antiseptic → prevents growth of micro-organism

Bacteriostatic → prevents the multiplication of Bacteria

Bacteriocidal → It kills the bacteria.

### \* Methods of Sterilization and Disinfection

(1) physical Method

↓  
Sunlight  
Drying  
Dry Heat  
Moist Heat  
Radiation  
Filtration

(2) Chemical Method

↓  
Acid and Alkaline  
Oxidizing Agent  
Halogens  
Formaldehydes  
Soap & detergents  
Phenol  
Dye  
Vapors  
Alcohol

## (I) Physical Method

(A) Sunlight ⇒ Traditional method of Sterilization

It acts as a bactericidal Bcoz of UV rays.  
 ⇒ Useful in Sterilization of blankets, room, water of rivers etc.

(B) Drying ⇒ Also natural Method  
 ↳ Not a reliable Method of Sterilization

(C) Dry Heat ⇒  
 It is a method of Sterilization in which articles are placed in following dry heat which cause bactericidal activity.

### Types of dry Heat

<u>Red Heat</u>	<u>Flamming</u>	<u>Incineration</u>	<u>Hot air oven</u>
In this Method articles are placed in flame and allow them to become red Hot	In this Method articles are passed just over flame just allowing them to be Red Hot Eg → Mouth of test tube, Glass slide, Cotton woods	Method of Sterilization by a Higher temp. of dry Heat Eg → waste of Human Body, Soiled Dressing	Articles are placed in Higher temp of dry Heat for 1 Hour that cause Sterilization Mechanism

(D) Moist Heat  $\rightarrow$  It is also method of sterilization. Sterilization by moist heat may be following:-

Types

(1) Below  $100^{\circ}\text{C}$  Temp.

(A) Pasteurization  $\rightarrow$  This method used to sterilization of milk.

Two Method

(i) Holder Method

(ii) Flash Method

$\downarrow\downarrow\downarrow$   
Temp.  $62^{\circ}\text{C}$  for 30 min

$\downarrow\downarrow\downarrow$   
 $73^{\circ}\text{C}$  for 15-20 Sec.

After this immediate instant cooling process is required.

(b) Vaccine Bath  $\rightarrow$  Method of sterilization of vaccines at  $60^{\circ}\text{C}$  for 1 Hour.

(2) A  $100^{\circ}\text{C}$  Temp.

(A) Ryndallization

(B) Boiling

$\downarrow\downarrow\downarrow$

In this process media like serum media, egg media are sterilized.

Temp  $\rightarrow 100^{\circ}\text{C}$  for 30 min 3 days

$\downarrow\downarrow\downarrow$

By this process non-pathogenic bacteria may be killed but spores remain unaffected.

(3)  
IMP

Above 100°C Temp.

↓  
Autoclave

↓  
Most reliable method of sterilization

Temp. → 121°C

Pressure → 15 lb/inch<sup>2</sup>

For 15-20 Min.

Eg → Surgical equipments, gowns etc.

(D) Radiation → It includes

↓

Uv Rays → Bactericidal effect

Gamma Rays → also used for sterilization

↓

Radiating range in 2.5 mrad

Eg → Bone Graft

skin Graft

(E) Filter Method → used for sterilization

↓

Basically filter are made up of nitrocellulose membrane

Eg → Antibiotics, liquids, paraffin

## (2) Chemical Method

(i) Acid & Alkaline  $\Rightarrow$  They are bactericidal and some antiseptic

eg  $\rightarrow$  Boric acid

(ii) Metallic ions  $\rightarrow$   $HgCl_2$ ,  $AgNO_3$  are metallic ions which are used for sterilization purpose.

(iii) Halogens  $\Rightarrow$  They are salt forming substance

Three types of Halogens

(1) Iodine

(2) Bromine

(3) Chlorine  $\rightarrow$  water disinfection

(iv) Oxidizing  $\Rightarrow$

$KMnO_4$  mostly used oxidizing agent

(v) Formaldehyde

It is used for disinfection and sterilization of woolen, blankets, infected room & operation theater.

$\Rightarrow$  For 100 cubic feet area 50ml of 40% formaldehyde is used

The area should be air tightened or closely properly

(vi) Soad & Detergents  $\Rightarrow$

(weak ~~ster~~ Disinfectant)

(vii) Alcohol  $\rightarrow$  70% ethyl alcohol is used for disinfection. It is more useful than 100% alcohol.

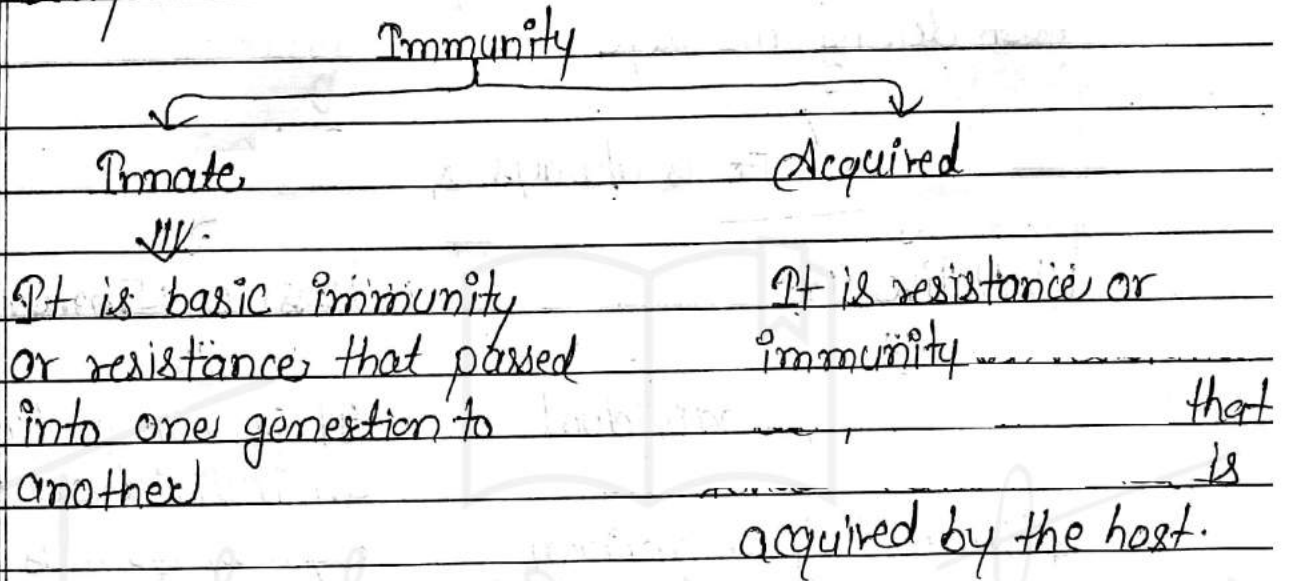
(viii) Dye  $\Rightarrow$  Gentian violet and malachite green are dyes which are used for sterilization.

(ix) Vapors  $\Rightarrow$  Formalin vapors are used for disinfection of infected room O.T and infected cloths of pt.

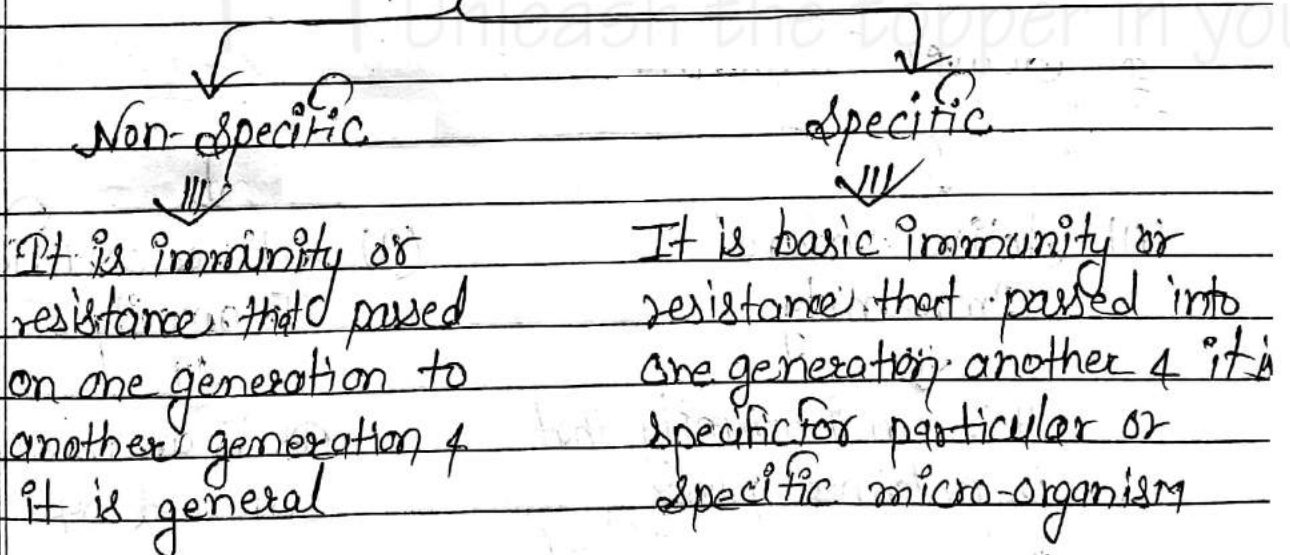


## Immunity

\* It is resistance that is produced against the micro-organism and is produced by the body.



### (1) Natural / Native / Innate Immunity



Types → (1) Species  
(2) Racial  
(3) Individual

Eg → Immunity against M. Tuberculi.

## (2) Adaptive/Acquired Immunity

It is resistance or immunity that is not entertained but it is acquired or adopted by host during his life.

(It is always specific)

### i) Active Immunity

Obtained by individual immune system by stimulating of antigen

### ii) Passive Immunity

It is not produced by an individual's immune system so it is obtained as in ready form or other sources

## \* Active Immunity

### (A) Active Natural Immunity

It is an immunity that is obtained following an antigen entry or clinical infection

Eg → Measles

### (B) Active Artificial Immunity

It is an immunity obtained by vaccinations.

\* passive Immunity

(A) passive Natural  
Immunity

It is an immunity  
that is obtained  
from mother during  
fetal life or by  
Breast milk.

(B) passive Artificial  
Immunity

It is an immunity that  
is obtained by  
readymade Immunoglobins  
and antitoxins.